

2025 從課室到社會永續：教學實踐與跨域創新研討會

Classroom to Social Sustainability: Teaching Practice and Interdisciplinary Innovation Conference, 2025 TPIIC CFP

論文摘要徵稿須知

壹、目的

本研討會旨在增進大學教師展現教學研究工作的實踐經驗及特色成果，相互切磋、以激盪更多的創新思維，豐富課程教學與研究設計內涵，提升學生學習的成效，鏈結社會永續發展目標，攜手培育未來產業需要的人才。

為提升教師教學與研究成果的影響力，符合本次會議徵稿規範之稿件，經審稿錄取並由作者親自出席會議發表者，將由主辦單位集結成冊於會議網站公開，並提供國家圖書館登錄典藏。此外，主辦單位將擇優推薦國立臺灣科技大學《人文社會學報 Journal of Liberal Arts and Social Sciences》，邀請該篇作者投稿完整論文。

貳、辦理單位

主辦單位：東吳大學教學資源中心

指導單位：教育部

參、徵稿主題範疇及投稿須知

一、徵稿範疇：

歡迎投稿符合「2025 從課室到社會永續：教學實踐與跨域創新研討會」主題相關的原創論文摘要，包括但不限下列教學議題：

- 教師社群推動相關議題
- 跨領域合作教學相關議題
- STEAM 素養教育相關議題
- 科技智慧融入教學相關議題
- 創新教學方法設計相關議題
- 虛實整合教學相關議題
- 永續發展教育相關議題
- 教學實踐研究相關議題
- 大學社會責任實踐相關議題

二、投稿須知：

本研討會徵集稿件限為**論文摘要**，內容須為投稿人原創且尚未發表及出版；一經審查接受之稿件，不接受修改論文題目。

(一) 請於 113 年 9 月 30 日 (星期一) 前，使用 EasyChair 線上投審稿系統投稿論文摘要 (請勿上傳論文全文)，非公告徵稿期間恕不受理。

1. EasyChair 投稿連結：<https://easychair.org/conferences/?conf=2025tpiiccfp>
2. [EasyChair 線上投稿系統操作說明](#)

(二) 論文摘要格式規範：

1. 論文摘要內容應包含背景、目的、方法、結果與結論 (中文或英文)，至多不超過 2,000 字。
2. 紙張、邊界及行距：A4 紙張、上下左右邊界均為 2cm、單行間距。

3. 字型：中文使用標楷體、英文及數字使用 Time New Roman。
4. 字級與段落：
 - (1) 論文題目：18 級字、粗體、置中。
 - (2) 作者資料：12 級字、標準字、置中，包含作者姓名、任職單位及聯絡人 Email。
 - (3) [摘要]標題：14 級字、粗體、置中，與前後段距離 0.5 行。
 - (4) [摘要]內文：12 級字、左右對齊、標準字，每段第一行內縮兩字。
 - (5) 關鍵字：12 級字，標準字，靠左對齊，與前段距離 1 行，關鍵字 3 到 5 個。
5. 投稿方式：請以 Microsoft Office Word 格式製作，匯出為 PDF 檔案上傳。
6. 檢附 [論文摘要編寫格式](#)。

三、重要日程：

- (一) EasyChair 線上投稿截止：113 年 9 月 30 日（星期一）
- (二) 論文摘要錄取通知：113 年 11 月 19 日（星期二）
- (三) 論文摘要完稿及著作授權同意書上傳截止日：113 年 11 月 26 日（星期二）
- (四) 研討會報名截止日：即日起至 113 年 12 月 25 日（星期三）

肆、研討會日期及地點

- 一、日期：114 年 1 月 8 日（星期三）
- 二、地點：東吳大學城中校區五大樓 2 樓 5211 會議室

伍、活動網址及報名連結

- 一、活動網址：
<https://2024conf.my.canva.site/2025>
- 二、報名表連結：
<https://reurl.cc/7dyEyd>

陸、參加對象

全國各大專校院教師及對於發表會議題有興趣者。

柒、聯絡方式

東吳大學教學資源中心教師教學發展組 林 珊
電話：02-2881-9471 分機 5812
E-mail：td@scu.edu.tw

論文題目 (標楷體, 粗黑, 18 級字, 置中)

*作者一、**作者二 (標楷體, 12 級字, 置中)

*作者一服務單位 (標楷體, 12 級字, 置中)

**作者二服務單位 (標楷體, 12 級字, 置中)

**連絡人Email (12 級字, 置中)

摘要 (標楷體, 粗黑, 14 級字, 置中)

內文 (12 級字、左右對齊、標準字, 每段第一行內縮兩字)

關鍵字: (關鍵字3-5個, 12 級字, 靠左對齊, 與前段距離1行)

2025 從課室到社會永續：教學實踐與跨域創新研討會
Classroom to Social Sustainability: Teaching Practice and Interdisciplinary Innovation Conference,
2025 TPIIC CFP

EasyChair 線上投稿系統操作說明

◎本研討會使用 EasyChair 線上投稿系統

- ◆ 投稿連結：<https://easychair.org/conferences/?conf=2025tpiiccfp>

◎EasyChair 線上投稿系統操作指引

- ◆ [註冊帳號](#)
- ◆ [投稿](#)
- ◆ [查看/修改/更新/刪除](#)

註冊帳號

步驟 1：點選 **Create an account**

EasyChair Log in Pages

Home Log in

Log in to EasyChair for 2025 TPIIC CFP

Submission of new papers for 2025 TPIIC CFP (Classroom to Social Sustainability: Teaching Practice and Interdisciplinary Innovation Conference從課堂到社會永續：教學實踐與跨領域創新研討會) is open.

EasyChair uses cookies for user authentication. To use EasyChair, you should **allow your browser to save cookies from easychair.org**.

Email address or user name: *

Password: *

Log in

Useful links:

- [Forgot your password?](#)
- [Create account](#)
- [Problems to log in?](#)

步驟 2：勾選**我不是機器人**、**Continue**

EasyChair

Help / Log in

Create an EasyChair Account: Step 1

To create an EasyChair account you should have a valid email address and do the following.

1. pass a captcha to prove that you are not a robot;
2. fill out a simple form with your personal information;
3. follow the link we send to your email address to complete the account creation.

Please note that the use of EasyChair is subject to [our terms of service](#).

我不是機器人

reCAPTCHA
隱私權 · 條款

Continue

步驟 3：輸入中文姓名、Email、Continue

EasyChair Hello / Log In

Create an EasyChair Account: Step 2

Please fill out the following form. The required fields are marked by *.

Note that the most common reason for failing to create an account is an incorrect email address so please type your email address correctly.

First name*:

Last name*:

Email*:

Retype email address*:

Continue

† Note: leave first name blank if you do not have one. If you are not sure how to divide your name into the first and last name, [read the Help article about names](#).

You may also be interested about our [policy for using personal information](#).

Copyright © 2002 - 2023 EasyChair

步驟 4：移至註冊的 Email 信箱，開啟 EasyChair 郵件、點選驗證連結

來源: EasyChair <noreply@easychair.org>

標題: EasyChair account confirmation

日期: [redacted]

附檔(1): [redacted]

Dear [redacted]

We received a request to create an EasyChair account for you. To create an EasyChair account, please click on this link:

[https://easychair.org/account/\[redacted\]](https://easychair.org/account/[redacted])

Please note that this link is only valid for one week. After one week you will have to apply for an account again.

Please be aware that this is an unmonitored email alias, so please do not reply to this email. To contact EasyChair use the EasyChair contact Web page <https://easychair.org/contact>

步驟 5：於驗證連結中，輸入**個人中文基本資料**

步驟 6：輸入**註冊者 User name、Password、Create my account**，即完成註冊。

投稿

步驟 1：點選本研討會投稿連結 <https://easychair.org/conferences/?conf=2025tpiiccfp>，登入

EasyChair > 點選 Author 單元 **make a new submission**



The screenshot shows the EasyChair website interface. At the top left is the 'My EasyChair' logo. To the right are links for 'Docs' and 'Log out'. Below the logo is a navigation bar with links for 'Conferences', 'CFP', 'Preprints', 'Slides', 'News', and 'EasyChair'. The main content area displays the title '2025 TPIIC CFP (Classroom to Social Sustainability: Teaching Practice and Interdisciplinary Innovation Conference)' with its Chinese translation '從課室到社會永續：教學實踐與跨域創新研討會'. Below the title, it states 'You are logged in to 2025 TPIIC CFP (Classroom to Social Sustainability: Teaching Practice and Interdisciplinary Innovation Conference)' and 'Use the links below to access 2025 TPIIC CFP.'. A red box highlights the 'Author' section, which contains a link 'make a new submission'. At the bottom of the page, there is a copyright notice: 'Copyright © 2002 – 2024 EasyChair'.

步驟 2-1：輸入作者資訊（至少勾選 1 名通訊作者，以接收稿件相關通知）

Author Information

For each author please fill out the form below. Some items on the form are explained here:

- **Email address** will only be used for communication with the authors. It will not appear in public Web pages of this conference. The email address can be omitted for not corresponding authors. These authors will also have no access to the submission page.
- **Web page** can be used on the conference Web pages, for example, for making the program. It should be a Web page of the author, not the Web page of her or his organization.
- Each author marked as a **corresponding author** will receive email messages from the system about this submission. There must be at least one corresponding author.

Author 1 ([click here to add yourself](#))

First name[†]: *

Last name: *

Email: *

Country/region: *

Affiliation: *

Web page:

corresponding author

步驟 2-2：輸入論文題目、摘要

*擇定一種語文撰寫論文題目、摘要、關鍵字

*中文稿件統一中文撰寫、英文稿件統一英文撰寫

Title and Abstract

The title and the abstract should be entered as plain text, they should not contain HTML elements.

Title: *


Abstract: *

步驟 2-3：輸入**關鍵字**（3-5 組關鍵字，每一列 1 組關鍵字）

Keywords

Type a list of keywords (also known as key phrases or key terms), **one per line** to characterize your submission. You should specify at least three keywords.

Keywords: *



步驟 2-4：上傳**論文摘要 pdf 檔案** > 點選 **Submit**

Files

The following part of the submission form was added by 2025 TPIIC CFP. It has neither been checked nor endorsed by EasyChair

Paper. Upload your paper. The paper must be in PDF format (file extension .pdf)

選擇檔案 | 未選擇任何檔案

Ready?

If you filled out the form, press the 'Submit' button below. **Do not press the button twice: uploading may take time!**

Submit

步驟 3：出現「The submission has been saved!」畫面，完成投稿

2025 TPIIC CFP (author)

New Submission My Submissions Conference News EasyChair

2025 TPIIC CFP Submission 2

The submission has been saved!

Submission 2	
Title	[REDACTED]
Paper:	[REDACTED] (Aug 08, 05:57 GMT)
Author keywords	[REDACTED]
Abstract	[REDACTED]
Submitted	Aug 08, 05:57 GMT
Last update	[REDACTED]

Authors						
first name	last name	email	country	affiliation	Web page	corresponding?
[REDACTED]	[REDACTED]	[REDACTED]	[REDACTED]	[REDACTED]	[REDACTED]	✓

查看/修改/更新/刪除

*選取欲作業論文



New Submission My Submissions Conference News EasyChair

My Submissions for ACRONYM

Using the submission author environment you can view or manage your submissions to 2025 TPIIC CFP. You can make new submissions or update your previous submissions.

To **make a new submission** click on "New Submission".

To **view or update a submission** click on the corresponding "view" icon.

Additional information about submission to 2025 TPIIC CFP can be found at the [2025 TPIIC CFP web page](#).

Questions about submissions can be sent to the conference contact email(s) td@scu.edu.tw.

Please note that if you do nothing (not even click on the menu) for more than two hours, your session will expire and you will have to log in again.

#	Authors	Title	View	paper
1	[icon]	[icon]	[icon]	[icon]
2	[icon]	[icon]	[icon]	[icon]

*點選視窗右上

2025 TPIIC CFP (author) Docs / Log out

New Submission My Submissions Conference News EasyChair

2025 TPIIC CFP Submission 2

If you want to **change any information** about your paper, use links in the upper right corner.

For all questions related to processing your submission you should contact the conference organizers. [Click here to see information about this conference.](#)

Update Information
Update authors
Update file
Withdraw

Submission 2	
Title	[icon]
Paper:	[icon] (Aug 08, 05:57 GMT)
Author keywords	[icon] [icon] [icon]
Abstract	[icon]
Submitted	Aug 08, 05:57 GMT
Last update	

Authors						
first name	last name	email	country	affiliation	Web page	corresponding?
[icon]	[icon]	[icon]	[icon]	[icon]	[icon]	✓

*以「修改稿件」重新上傳為例：點選 **Update file** > 選擇檔案，上傳 **論文摘要 pdf 檔案** > 點選 **Submit**



2025 TPIIC CFP (author)

[New Submission](#) [My Submissions](#) [Conference](#) [News](#) [EasyChair](#)

Update a File for Submission 2

Use the form below to **upload or update** a file for your submission.

To **delete** the file, use the rightmost column.

File	Admissible file extensions	Current version	Delete
Paper. Upload your paper. The paper must be in PDF format (file extension .pdf) 選擇檔案 未選擇任何檔案	PDF (extension pdf)		

Submit